

## Profile Report

### CANDIDATE DETAILS



Lerner (GRTLN1000)

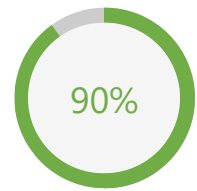
learner@maantt.com

Group Name : ADMIN

### OVERALL COMPETENCY

**Pass**

Pass Percentage : 50



### ASSESSMENT DETAILS

Name : Testing pivot, function, procedure, sub query etc.,

Test Marks : 100.00

No.of Questions : 1

Penalty : No

Partial Marks : Yes

### ATTEMPT DETAILS

Attempt No : 1

Started At : 14-05-2019 2:44PM

Submitted At : 14-05-2019 2:54PM

Time Taken : 10 Mins

### CANDIDATE SCORE

Questions Answered : 90.00

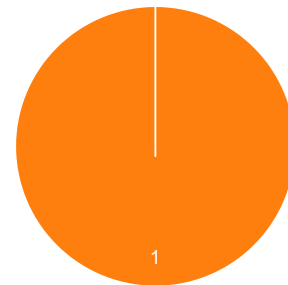
Questions Not Answered : 0

Marks for Correct Answer : 0.00

Partial Marks : 90.00

Your Score : 90.00

### ANSWER SUMMARY



■ Not Answered ■ PartiallyCorrect  
■ Correct ■ In correct

## EMPLOYEE MANAGEMENT SYSTEM

Employee management system given below to track and maintain the employee details and employee payable details.

As an SQL developer, you are expected to write queries to analyze data, based on the requirements.

### 1. TO RETURN EMPLOYEE HISTORY DETAILS

Write a query to return employee history details like LastName , FirstName , EmployeeID , Department and Rate.

**Design Rules :**

1. Use Joins
2. Rename the column 'Name' from Department table as 'Department' in the resultset
3. Return only employees whose FirstName starts with letter 'P'

**Tables:**

Department, EmployeeDepartmentHistory, EmployeePayHistory, Employee, Contact

Note : Each employee can have more than one department mapped in the EmployeeDepartmentHistory.

**Sample Output:**

LASTNAME	FIRSTNAME	EMPLOYEEID	DEPARTMENT	RATE
ALLEN	PHYLLIS	4	ENGINEERING	8.62
ALLEN	PHYLLIS	4	TOOL DESIGN	8.62

**SUBMITTED QUERY**

```
SELECT
  c.LastName , c.FirstName , emain.EmployeeID , d.name as Department, eph.Rate
FROM
  Department d
  INNER JOIN EmployeeDepartmentHistory edhmain
    ON d.DepartmentID = edhmain.DepartmentID
  INNER JOIN EmployeePayHistory eph
    ON eph.EmployeeID = edhmain.EmployeeID
  INNER JOIN Employee emain
    ON edhmain.EmployeeID = emain.EmployeeID
  INNER JOIN Contact c
    ON emain.ContactID = c.ContactID
WHERE c.FirstName like 'P%'
```

**TEST CASE EXECUTION**

Test Case Name	Test Case Description	Primary Test Case	Secondary Test Case
To return Employee History details	To return Employee History details	✓	✓

**2. RETRIEVE RATE COUNT DETAILS**

The EmployeePayHistory will have the rate history for each year. Write a query to fetch the number of Rate change happened for the years 1996, 1997 and 1998. Also display the number of unique rate for the mentioned years.

**Design Rules :**

1. Display Year using column RateChangeDate in YYYY format for the years 1996, 1997 and 1998.
2. The output will have Year, No of Rates Changed and Distinct Rates.

**Tables:**

EmployeePayHistory

**Sample Output:**

YEAR	NO OF RATES CHANGED	DISTINCTRATES
1997	5	4
1998	4	4

**SUBMITTED QUERY**

```
SELECT Year(RateChangeDate) AS [Year],
COUNT([Rate]) AS [No of Rates Changed],
COUNT(DISTINCT Rate) AS [DistinctRates]
FROM [EmployeePayHistory]
WHERE Year(RateChangeDate) in ('1996','1997','1998')
GROUP BY Year(RateChangeDate);
```

**TEST CASE EXECUTION**

Test Case Name	Test Case Description	Primary TestCase	Secondary TestCase
Retrieve Rate count details	Retrieve Rate count details	✓	✓

**3. TO RETURN EMPLOYEE DETAILS WHOSE STATE IS AB**

Write a stored procedure to select the details of employees like LastName, FirstName, City, StateProvinceCode

**Design Rules :**

- 1. Use Joins

PROCEDURE NAME: GetEmployeeDetails

INPUT PARAMETERS: @StateProvinceCode

**Tables:**

Contact, Employee, EmployeeAddress, Address, StateProvince

Sample Output:

LastName	FirstName	City	StateProvinceCode
...	...	...	...

**SUBMITTED QUERY**

```
ALTER PROCEDURE [GetEmployeeDetails]
@StateProvinceCode nvarchar(3)
AS
SELECT c.LastName, c.FirstName, a.City, s.StateProvinceCode
FROM Contact c JOIN Employee e
ON c.ContactID = e.ContactID
INNER JOIN EmployeeAddress ea
ON e.EmployeeID = ea.EmployeeID
INNER JOIN Address a
ON ea.AddressID = a.AddressID
INNER JOIN StateProvince s
ON a.StateProvinceID = s.StateProvinceID
WHERE s.StateProvinceCode = @StateProvinceCode;
```

**TEST CASE EXECUTION**

Test Case Name	Test Case Description	Primary TestCase	Secondary TestCase
To return Employee details whose State is AB	To return Employee details whose State is AB	✓	N/A

**4. TO RETURN EMPLOYEE DETAILS BASED ON CITY.**

Write a query to return the details Employee details like Name, Department, Manager, City, StateProvinceCode, CountryRegionCode

**Design Rules :**

1. Retrieve output where City is 'Phoenix'
2. Fetch StateProvinceCode, CountryRegionCode from StateProvince table.
3. Fetch Name from Contact table.
4. For Name and Manager columns, use 'FirstName' and 'LastName' separated by a single space delimiter. Order should be 'FirstName' followed by a space, then the 'LastName'. (Ex: FirstName LastName).
5. If Manager for a particular employee is null then display as 'CEO'
6. Rename the column 'Name' from Department table as 'Department'
7. Order the output by Department.

**Tables:**

Employee, Contact, EmployeeAddress, Address, StateProvince, EmployeeDepartmentHistory, Department

Sample Output:

Employee	Department	Manager	City	StateProvinceCode	CountryRegionCode
CHRISTINA STEVE	MARKETING	CEO	PHOENIX	AZ	US
LAUREN ALBERTO	MARKETING	RYAN ALBERTO	PHOENIX	AZ	US
LAUREN ALBERTO	MARKETING	RYAN ALBERTO	PHOENIX	AZ	US

**SUBMITTED QUERY**

```
SELECT
  [Name]= c.FirstName + ' ' + c.LastName
, [Department] = d.Name
, [Manager]= ISNULL(pc.FirstName+' '+ pc.LastName, 'CEO')
, a.City
, sp.StateProvinceCode
, sp.CountryRegionCode
FROM
  Employee e
LEFT JOIN Employee emp ON e.ManagerID = emp.EmployeeID
LEFT JOIN Contact pc ON pc.ContactID = emp.ContactID
INNER JOIN Contact c ON e.ContactID = c.ContactID
INNER JOIN EmployeeAddress ea ON e.EmployeeID = ea.EmployeeID
INNER JOIN Address a ON ea.AddressID = a.AddressID
INNER JOIN StateProvince sp ON a.StateProvinceID = sp.StateProvinceID
INNER JOIN EmployeeDepartmentHistory edh
  ON e.EmployeeID = edh.EmployeeID
```

```
INNER JOIN Department d ON edh.DepartmentID = d.DepartmentID
WHERE a.City = 'Phoenix'
ORDER BY d.Name
```

## TEST CASE EXECUTION

Test Case Name	Test Case Description	Primary TestCase	Secondary TestCase
To return Employee details based on City.	To return Employee details based on City.	✓	N/A

## 5. USING PAGINATION CONCEPT

Write a query to return Employeeid,Managerid,Title,Gender using Pagination concept

### Design Rules :

1. Ignore the first 5 rows and select the next 3 rows using pagination concept
2. Order the resultset by EmployeeID

### Tables:

Employee

### Sample Output:


EmployeeID	ManagerID	Title	Gender
1	1	SALES REPRESENTATIVE	M
2	1	SALES REPRESENTATIVE	F
3	1	SALES REPRESENTATIVE	M
4	1	SALES REPRESENTATIVE	F
5	1	SALES REPRESENTATIVE	M
6	1	SALES REPRESENTATIVE	F
7	1	SALES REPRESENTATIVE	M
8	1	SALES REPRESENTATIVE	F
9	1	SALES REPRESENTATIVE	M
10	1	SALES REPRESENTATIVE	F

## SUBMITTED QUERY

```
select Employeeid,managerid,title,gender from
Employee
order by employeeid
offset 5 rows
fetch next 3 rows only
```

## TEST CASE EXECUTION

Test Case Name	Test Case Description	Primary TestCase	Secondary TestCase
----------------	-----------------------	------------------	--------------------

Test Case Name	Test Case Description	Primary TestCase	Secondary TestCase
Using Paqination concept	Using Paqination concept		N/A

## 6. USER FUNCTIONS

Write a function to select EmployeeName, Gender, EmployeeID, ManagerID, Title

### Design Rules :

1. For EmployeeName use 'FirstName' and 'LastName' seperated by a single space delimiter. Order should be 'FirstName' followed by a space, then the 'LastName'. (Ex: FirstName LastName)

FUNCTION NAME: CASQL\_Fn\_EmployeeDetails

INPUT PARAMETERS: @EmployeeID

### Tables:

Employee, Contact

### Sample Output:

---

## SUBMITTED QUERY

```
ALTER FUNCTION CASQL_Fn_EmployeeDetails
(@EmployeeID int)
RETURNS TABLE
AS
RETURN
SELECT FirstName + ' ' + LastName AS 'EmployeeName',
           E.Gender,
           EmployeeID,
           ManagerID ,
           E.Title
FROM Employee AS E
JOIN Contact AS C
ON C.ContactID = E.ContactID
WHERE EmployeeID = @EmployeeID
```

## TEST CASE EXECUTION

Test Case Name	Test Case Description	Primary TestCase	Secondary TestCase
User Functions	User Functions	✓	N/A

## 7. USING RANKING STATEMENTS

Rate incrementation for each ModifiedYear needs to be captured. Write a query to select ModifiedYear, Rate and RateRanking (Highest rate to be ranked 1 and so on.)

### Design Rules :

1. Get Modified Year from the column ModifiedDate.
2. For RateRanking use ranking statements to Rank the Rates (Highest Rate to be ranked 1 and so on) for each Modified Year.
3. Modified Year greater than 2000 only.
4. Order the output by ModifiedDate
5. Refer the sample output for your reference.

### Tables:

EmployeePayHistory

### Sample Output:

MODIFIEDYEAR	RATE	RATERANKING
2002	29 8462	1
2002	25	2
2002	12	3
2004	29 8462	1
2004	13 4615	2
2004	12 699	3

## SUBMITTED QUERY

```

SELECT
Year(ModifiedDate) as ModifiedYear,
    [Rate],
    RANK() over(partition by Year(ModifiedDate) order by Rate desc) as RateRanking

FROM EmployeePayHistory where Year(ModifiedDate) >'2000'
order by Year(ModifiedDate)

```

## TEST CASE EXECUTION

Test Case Name	Test Case Description	Primary TestCase	Secondary TestCase
Using Ranking Statements	Using Ranking Statements	✓	✓

## 8. USING FORMAT FUNCTION

Write a query to return ISO Formatted Date, US Currency, UK Currency.

### Design Rules :

1. Retrieve ModifiedDate as ISO Formatted Date in yyyy-MM-DD format.
2. Select Rate in US & UK currency format and rename the columns as US Currency and UK Currency respectively. Refer sample output
3. Retrieve the output for ModifiedDate 2004

### Tables:

EmployeePayHistory

### Sample Output:

ISO Formatted Date	US Currency	UK Currency
2004-07-31	\$12.70	£13.70
2004-07-31	\$13.46	£13.46
2004-07-31	\$29.65	£29.65

## SUBMITTED QUERY

```
SELECT
Year(ModifiedDate) as ModifiedYear,
[Rate],
RANK() over(partition by Year(ModifiedDate) order by Rate desc) as RateRanking

FROM EmployeePayHistory where Year(ModifiedDate) >'2000'
order by Year(ModifiedDate)
```

## TEST CASE EXECUTION

Test Case Name	Test Case Description	Primary TestCase	Secondary TestCase
Using Format function	Using Format function	✘	✘

## 9. USING MERGE STATEMENT

Write a query using MERGE statement and perform delete and update operations in a single query.

### Design Rules :

1. Relationship between CountryRegion and StateProvince is based on CountryRegionCode.
2. Target table for Update and Delete operation is StateProvince
3. Perform delete operation in the merge statement when CountryRegionCode is "ZZ".
4. Perform update action in the merge statement when CountryRegionCode is "ZY" , update column Name as 'MERGE'.
5. Please follow the order of operation as mentioned above. First delete, then update.

### Tables:

CountryRegion, StateProvince

### Sample Output:

---

## SUBMITTED QUERY

```
MERGE StateProvince AS statep
USING (SELECT CountryRegionCode FROM StateProvince) AS country
ON country.CountryRegionCode = statep.CountryRegionCode
WHEN MATCHED AND statep.CountryRegionCode = 'ZZ' THEN DELETE
WHEN MATCHED AND statep.CountryRegionCode = 'ZY' THEN UPDATE SET statep.Name = 'MERGE';
```

## TEST CASE EXECUTION

Test Case Name	Test Case Description	Primary TestCase	Secondary TestCase
Using Merge statement	Using Merge statement	✔	N/A

## 10. USING PIVOT FUNCTION

Write a query to select the total sum of Rate for each employee for the given modified year using PIVOT concept. Select the Employeeid, Rate, ModifiedYear from EmployeePayHistory table.

### Design Rules :

1. For employeeid less than and equal to 4.
2. Get ModifiedYear from the column ModifiedDate.
3. For ModifiedYear [2004],[2002],[1997] only

### Tables:

EmployeePayHistory

### TempTableName:

#PayHistoryPivotResult

Sample Output:

EmployeeID	Rate	ModifiedYear
1	10.00	2004
1	10.00	2002
1	10.00	1997
2	15.00	2004
2	15.00	2002
2	15.00	1997
3	20.00	2004
3	20.00	2002
3	20.00	1997
4	25.00	2004
4	25.00	2002
4	25.00	1997

## SUBMITTED QUERY

```
SELECT *
    INTO #PayHistoryPivotResult
FROM
    (SELECT EmployeeID,Rate,
        YEAR(ModifiedDate) AS ModifiedYear
    FROM EmployeePayHistory
    where employeeid<=4) AS PayHistory
    PIVOT(SUM(Rate)
    FOR ModifiedYear IN([2004],[2002],[1997])
    ) AS PivotPayHistory;

select * from #PayHistoryPivotResult
```

## TEST CASE EXECUTION

Test Case Name	Test Case Description	Primary TestCase	Secondary TestCase
----------------	-----------------------	------------------	--------------------

Test Case Name	Test Case Description	Primary TestCase	Secondary TestCase
Using Pivot function	Using Pivot function	✓	✓